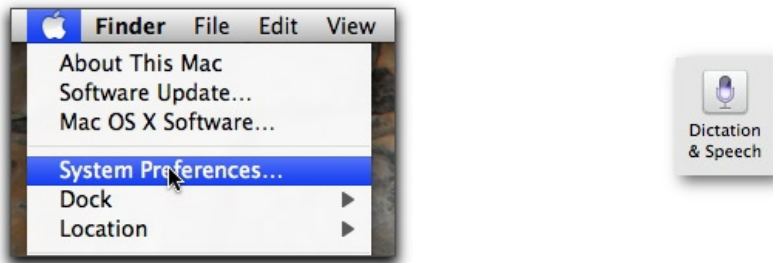


## Text To Speech MAC OS 10.++

In OS 10.5 and later, you are able to configure Text to Speech to function with most text applications.

Select System Preferences..... then the Dictation & Speech Icon

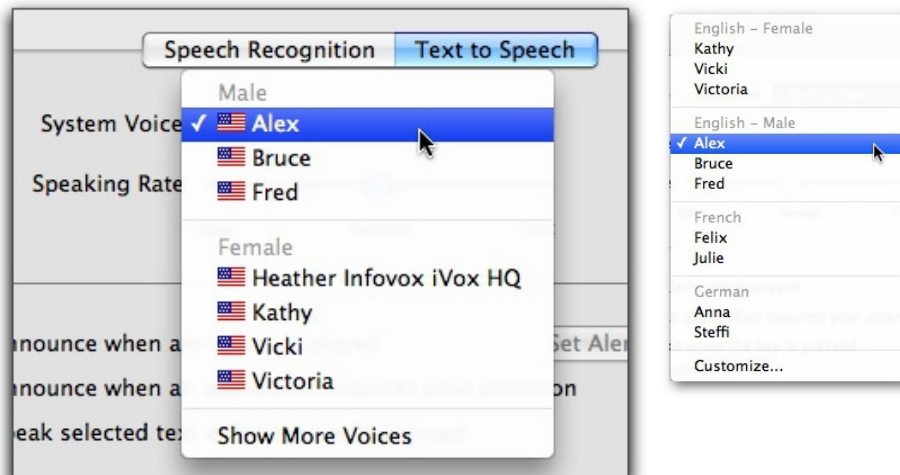


Select the voice you want to use and set the Speaking Rate. Alex is the best English default voice.

In OS 10.7 and higher other language voices are included for free right in the system.

In 10.6 or earlier other voices are available commercially, in a variety of languages.

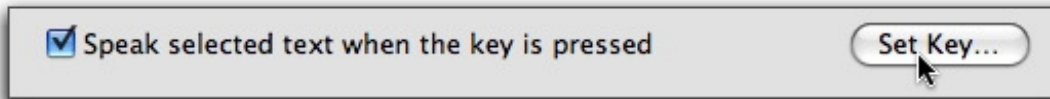
Once installed, these will appear if you click on Show More Voices, where they can be selected.



French voices are available from;

[www.cepstral.com](http://www.cepstral.com) or [www.assistiveware.com/infovox\\_ivox.php](http://www.assistiveware.com/infovox_ivox.php)

Once you have selected a voice check the “Speak selected text...” box and the click on Set Key.



Here you set the Key combination that will activate your Text to Speech.

In an application, select the text you want read by holding down the mouse button while scrolling over the text. Once the text is selected, click your control key combination and the computer will speak the text.

